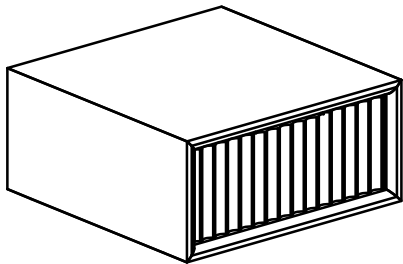
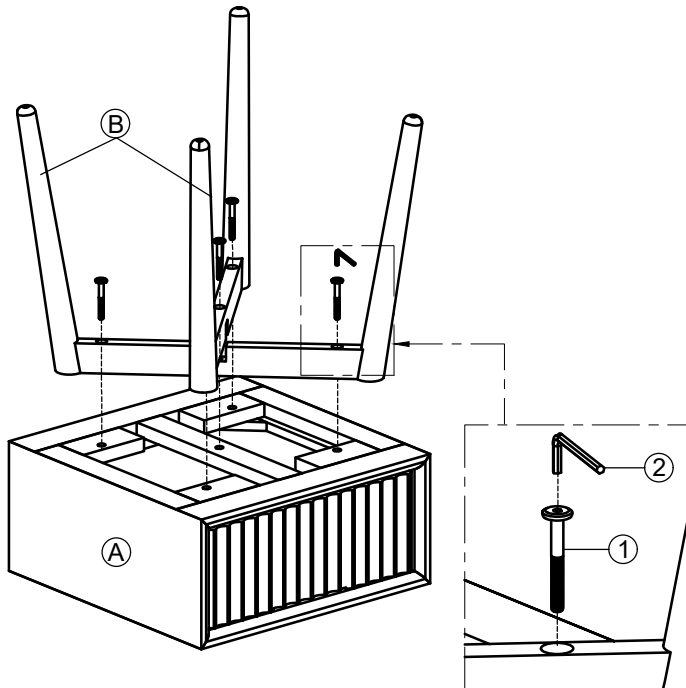
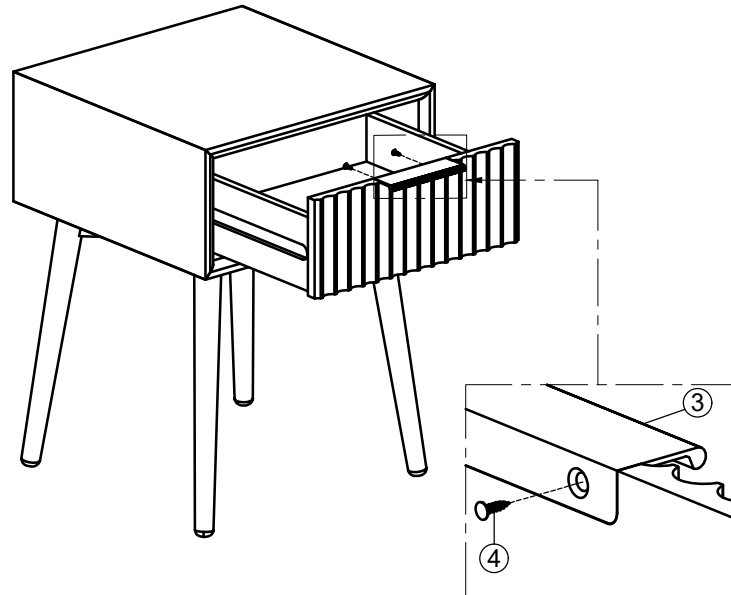
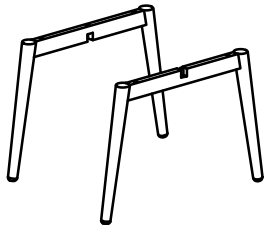
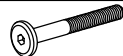


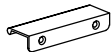

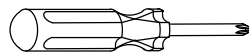


ASSEMBLY INSTRUCTION

SIDE TABLE

No	PARTS NAME	Q.ty (pcs)	STEP 1		STEP 2
Ⓐ	<div></div> <div>Side Table</div>	1	<div></div>		<div></div>
Ⓑ	<div></div> <div>Legs Frame</div>	1 Set			
No	LIST OF HARDWARE	Q.ty (pcs)	FINAL		
①	Bolts M6x60 <div></div>	4	<div></div>		
②	Allen key K4 <div></div>	1			
③	Handles <div></div>	1			
④	Flat screw Ø3.5 x 12 <div></div>	2			
Screwdriver (not included) <div></div>					